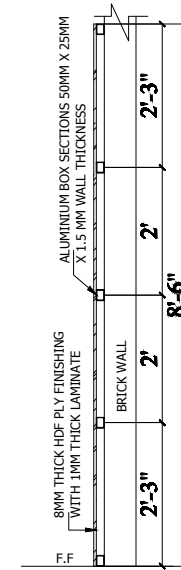





F-SIDE WALL ELEVATION



SECTION Y-Y'

S/NO	SIGN.	LAMINATE	ARCHDIAM	CENTURY	GREENLAM
1.		GREEN	BRIGHT GREEN 11036	LAWN GREEN 284	GRASS GREEN 250
2.		YELLOW	YELLOW 11077	YELLOW 203	YELLOW 229
3.		HIGH LAND PINE	15001/18208	FROSTY WHITE 111	682

SHEET NO:  07	NOTES:  1. THIS DRAWING IS COPYRIGHT OF THE ARCHITECTS AND REPRODUCTION OF THE DRAWING IN PART OR FULL FOR PURPOSES OTHER THAN THE SAID JOB IS STRICTLY PROHIBITED. 2. ALL DIMENSIONS ARE TO BE READ AND NOT SCALED. 3. IN CASE OF ANY DISCREPANCY IN THE DRAWING, THE ARCHITECT / SITE ENGINEER SHOULD BE INFORMED BEFORE EXECUTION. 4. ALL DIMENSIONS ARE IN FEETS UNLESS OTHERWISE SPECIFIED. 5. DIMENSIONS CAN VARY ACCORDING TO THE SITE.	PROJECT:-  PROPOSED LAYOUT PLAN OF PUNJAB & SIND BANK SECTOR 17-B , CHANDIGARH	DRAWING TITLE:		NITU & AHLUWALIA ASSOCIATES ARCHITECTURAL & STRUCTURAL CONSULTANTS, B.O. :- H. NO. 2413, PHASE-11, MOHALI (M) 98140-50709, 98148-77605
			WALL PANELING		
		CHECKED BY: JUDGEBIR SINGH	DATE:	SCALE:	
		DETAILS BY: KAMALJEET	11-01-2025	N.T.S	